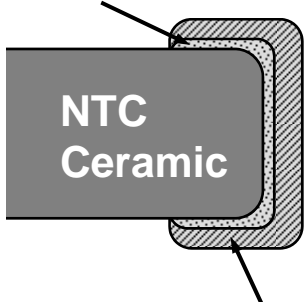
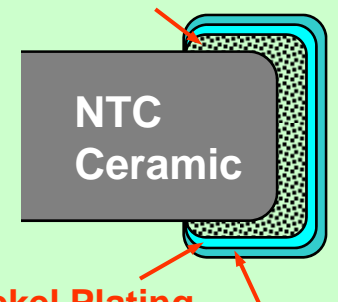


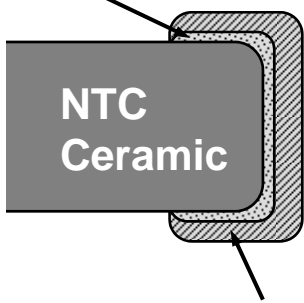
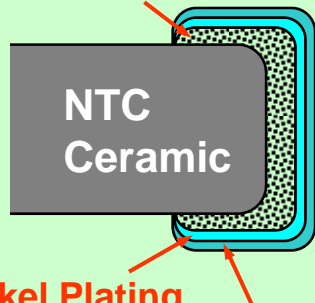
# Chip NTC Thermistor Comparison Table



Item	Conventional Type NCM21WB473J0SRA	Plated Termination Type <u>NCU18WB473J6SRB</u>	Remarks
Resistance (25 deg.C)	47 k ohm +/- 5%	47 k ohm +/- 5%	
B-constant (25/50 deg.C)	4050 K +/- 3%	4050 K +/- 1%	
Permissive Operating Current	0.20 mA	0.14 mA	At 25 deg.C in still air.
Dimensions	0805 size	0603 size	
Structure of Termination	<p><b>Nickel Barrier</b></p>  <p><b>Pb free Soldering</b></p>	<p><b>Copper Alloy</b></p>  <p><b>Nickel Plating</b> <b>Tin Plating</b></p>	

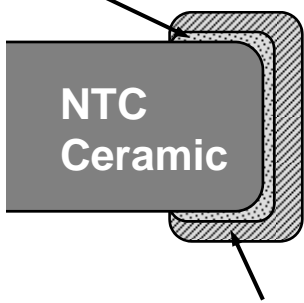
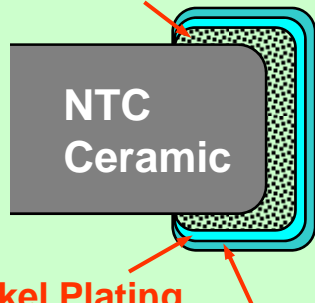
# Chip NTC Thermistor Comparison Table



Item	Conventional Type NCM21WF104J0SRA	Plated Termination Type <u>NCU18WF104J6SRB</u>	Remarks
Resistance (25 deg.C)	100 k ohm +/- 5%	100 k ohm +/- 5%	
B-constant (25/50 deg.C)	4250 K +/- 3%	4250 K +/- 1%	
Permissive Operating Current	0.14 mA	0.10 mA	At 25 deg.C in still air.
Dimensions	0805 size	0603 size	
Structure of Termination	<p><b>Nickel Barrier</b></p>  <p><b>Pb free Soldering</b></p>	<p><b>Copper Alloy</b></p>  <p><b>Nickel Plating</b></p> <p><b>Tin Plating</b></p>	

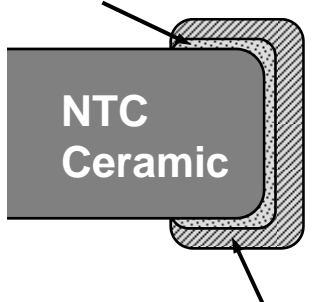
# Chip NTC Thermistor Comparison Table



Item	Conventional Type NCM21XQ103J0SRA	Plated Termination Type <u>NCU18XH103J6SRB</u>	Remarks
Resistance (25 deg.C)	10 k ohm +/- 5%	10 k ohm +/- 5%	
B-constant (25/50 deg.C)	3650 K +/- 3%	3380 K +/- 1%	Refer to the attached temperature characteristics table.
Permissive Operating Current	0.44 mA	0.31 mA	At 25 deg.C in still air.
Dimensions	0805 size	0603 size	
Structure of Termination	<p><b>Nickel Barrier</b></p>  <p><b>NTC Ceramic</b></p> <p><b>Pb free Soldering</b></p>	<p><b>Copper Alloy</b></p>  <p><b>NTC Ceramic</b></p> <p><b>Nickel Plating</b></p> <p><b>Tin Plating</b></p>	

# Chip NTC Thermistor Comparison Table



Item	Conventional Type NCM21XW223J0SRA	Plated Termination Type		Remarks
		<u>NCU18WB473J6SRB</u>	<u>NCU18XH103J6SRB</u>	
Resistance (25 deg.C)	22 k ohm +/- 5%	47 k ohm +/- 5%	10 k ohm +/- 5%	
B-constant (25/50 deg.C)	3950 K +/- 3%	4050 K +/- 1%	3380 K +/- 1%	
Permissible Operating Current	0.30 mA	0.14 mA	0.31 mA	At 25 deg.C in still air.
Dimensions	0805 size	0603 size	0603 size	
Structure of Termination	<p><b>Nickel Barrier</b></p>  <p><b>Pb free Soldering</b></p>	