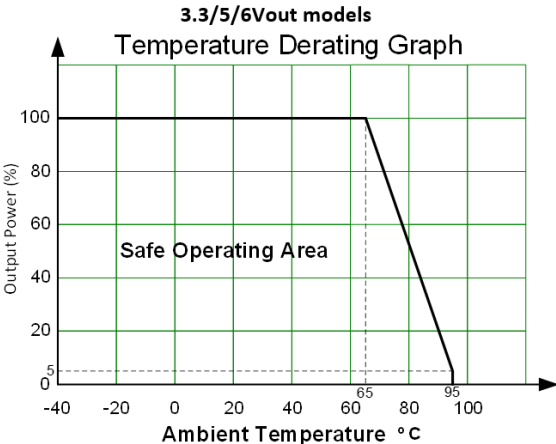
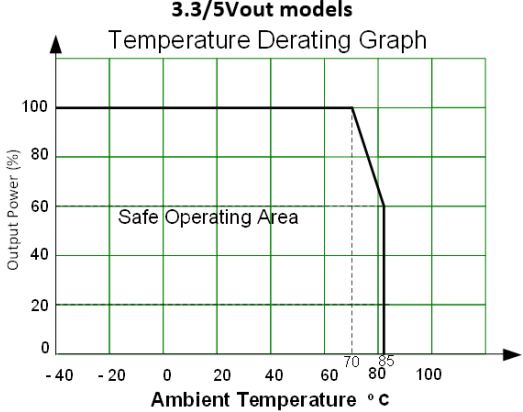


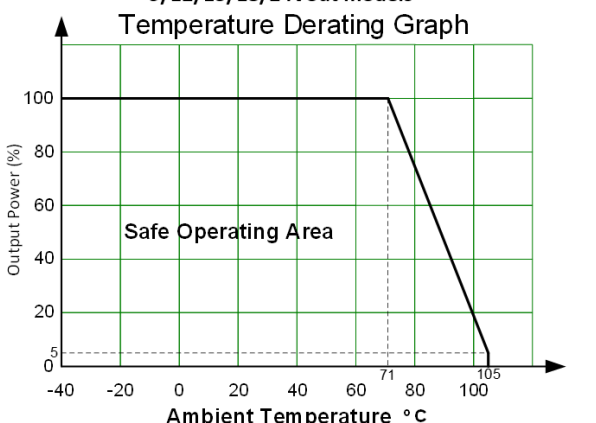
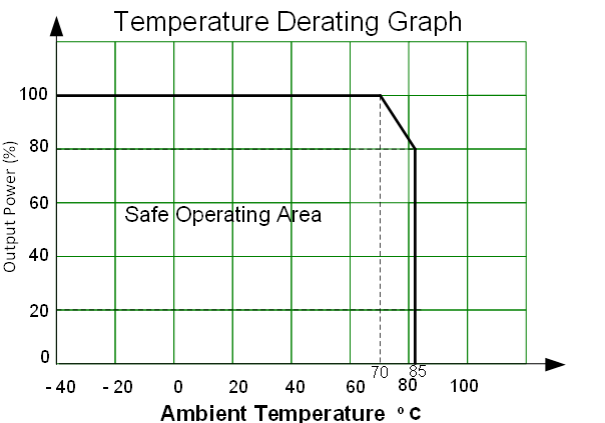
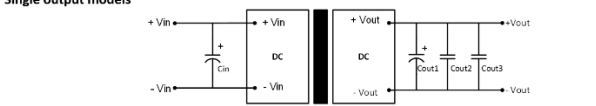
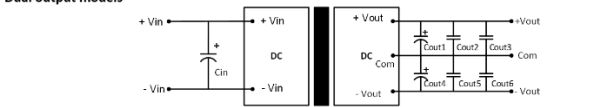
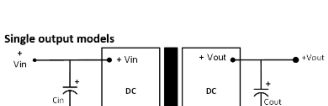
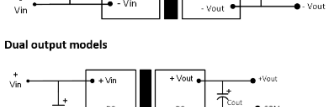
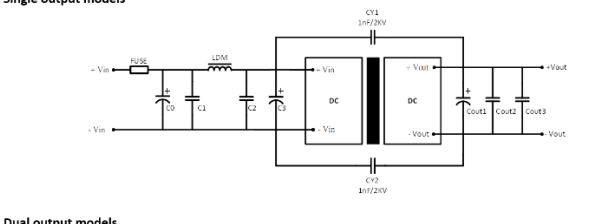
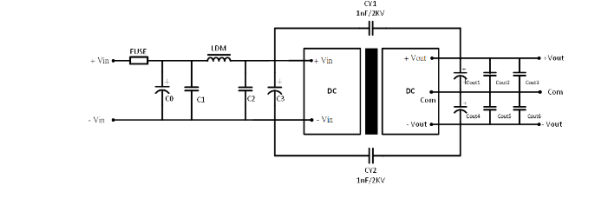
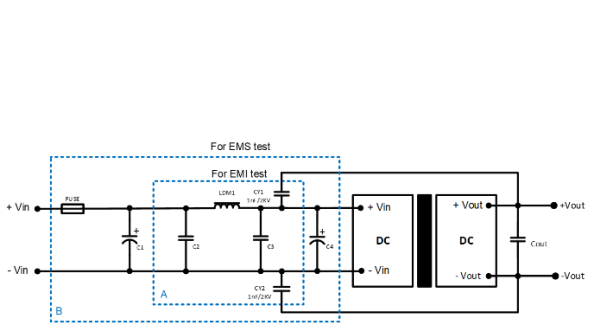
December 22nd, 2025

Product Change Notification

PCN #:	AM20251222-2
Issue Date:	December 22 nd , 2025
Products series affected:	AM15CW-LPZ series
Product list:	All part numbers from the AML15CW-LPZ series.
Effective Date:	All part numbers from the AM15CW-LPZ series shipping from Aimtec as of the issue date of this PCN.
Description of change:	All part numbers listed in the above product list from the AM15CW-LPZ series have their maximum capacitive load, on/off control, isolation capacitance, voltage accuracy, line regulation, load regulation, transient recovery deviation, ripple & noise, over current protection, operating temperature, temperature coefficient, weight, temperature derating, typical application circuit, recommended EMC circuit and trimming updated as per the details provided in the following ANNEX 1.
Reason for change:	This change has been implemented due to the EOL of critical raw materials.
Customer Impact:	Certain customers may be impacted by these changes in the specifications. Aimtec recommends reviewing the datasheet and testing samples as necessary.
Package Diagram:	N/A

ANNEX 1

Parameter	Updated AM15CW-LPZ	OLD AM15CW-LPZ
Maximum capacitive load	AM15CW-2418SLPZ: 560 μ F	AM15CW-2418SLPZ: 470 μ F
On/Off control	ON - open or pulled high (2.7- 12 VDC) OFF - pulled low to GND (0 - 1.2 VDC)	ON - open or pulled high (3.5- 12 VDC) OFF - pulled low to GND (0 - 1.2 VDC)
Isolation capacitance	2000pF typ.	1000pF typ.
Voltage Accuracy	Full load, positive output, Vin (nom.): $\pm 1\%$ typ. $\pm 3\%$ max. Full load, negative output, Vin (nom.): $\pm 3\%$ typ. $\pm 5\%$ max.	Full load @Vin (nom.): $\pm 1\%$ typ. $\pm 3\%$ max.
Line regulation	Full load, positive output: $\pm 0.2\%$ typ. $\pm 0.5\%$ max. Full load, negative output: $\pm 0.5\%$ typ. $\pm 1.0\%$ max.	Full load: $\pm 0.2\%$ typ. $\pm 0.5\%$ max.
Load regulation	5~100% load, positive output: $\pm 0.5\%$ typ. $\pm 1.0\%$ max. 5~100% load, negative output: $\pm 0.5\%$ typ. $\pm 1.5\%$ max.	Full load: $\pm 0.5\%$ typ. $\pm 1.0\%$ max.
Transient recovery deviation	25% load step change: $\pm 5\%$ typ. $\pm 8\%$ max.	25% load step change, 3.3/5/ ± 5 Vout models: $\pm 3\%$ typ. $\pm 7\%$ max. 25% load step change, others: $\pm 3\%$ typ. $\pm 5\%$ max.
Ripple & Noise	20MHz bandwidth, 5-100% load: 80mV pk-pk typ. 120mV pk-pk max. <5% load: 5%Vout max.	20MHz bandwidth: 50mV pk-pk typ. 100mV pk-pk max.
Over current protection	110%Io min. 140% Io typ.	110%Io min. 150% Io typ. 190%Io max.
Operating temperature	"3.3/5/6Vout: -40~95°C others: -40~105°C"	-40~85°C
Temperature coefficient	100% load: $\pm 0.03\%/^{\circ}\text{C}$	100% load: $\pm 0.02\%/^{\circ}\text{C}$
Weight	13g typ.	15g typ.
Temperature derating	<p>3.3/5/6Vout models Temperature Derating Graph</p> 	<p>3.3/5Vout models Temperature Derating Graph</p> 

	<p style="text-align: center;">9/12/15/18/24Vout models Temperature Derating Graph</p>  <p style="text-align: center;">Output Power (%)</p> <p style="text-align: center;">Ambient Temperature °C</p>	<p style="text-align: center;">12/15/18/24Vout models Temperature Derating Graph</p>  <p style="text-align: center;">Output Power (%)</p> <p style="text-align: center;">Ambient Temperature °C</p>																																																																																																																																				
<p>Typical application circuit</p>	<p>Single output models</p>  <p>Dual output models</p>  <table border="1" data-bbox="462 997 901 1060"> <thead> <tr> <th>Vout</th> <th>Cin</th> <th>Cout1 / Cout4</th> <th>Cout2 / Cout5</th> <th>Cout3 / Cout6</th> </tr> </thead> <tbody> <tr> <td>3.3, 5, 6VDC</td> <td>100µF, 100V</td> <td>100µF, 16V</td> <td>10µF, 50V</td> <td>0.1µF, 16V</td> </tr> <tr> <td>9, 12, 15VDC</td> <td>100µF, 100V</td> <td>100µF, 25V</td> <td>10µF, 50V</td> <td>0.1µF, 25V</td> </tr> <tr> <td>18, 24VDC</td> <td>100µF, 100V</td> <td>47µF, 50V</td> <td>10µF, 50V</td> <td>0.1µF, 50V</td> </tr> </tbody> </table> <p>The recommended output capacitor values apply to both single-output and dual-output models.</p>	Vout	Cin	Cout1 / Cout4	Cout2 / Cout5	Cout3 / Cout6	3.3, 5, 6VDC	100µF, 100V	100µF, 16V	10µF, 50V	0.1µF, 16V	9, 12, 15VDC	100µF, 100V	100µF, 25V	10µF, 50V	0.1µF, 25V	18, 24VDC	100µF, 100V	47µF, 50V	10µF, 50V	0.1µF, 50V	<p>Single output models</p>  <p>Dual output models</p>  <table border="1" data-bbox="1339 840 1559 945"> <thead> <tr> <th colspan="4">Single Output Models</th> </tr> <tr> <th>Vin</th> <th>Cin</th> <th>Vout</th> <th>Cout</th> </tr> </thead> <tbody> <tr> <td>24VDC</td> <td>100µF</td> <td>3.3VDC</td> <td>100µF/50V</td> </tr> <tr> <td>48VDC</td> <td>100µF</td> <td>5VDC</td> <td>100µF/50V</td> </tr> <tr> <td></td> <td></td> <td>12VDC</td> <td>100µF/50V</td> </tr> <tr> <td></td> <td></td> <td>15VDC</td> <td>100µF/50V</td> </tr> <tr> <td></td> <td></td> <td>18VDC</td> <td>100µF/50V</td> </tr> <tr> <td></td> <td></td> <td>24VDC</td> <td>47µF/50V</td> </tr> </tbody> </table> <table border="1" data-bbox="1339 955 1559 1060"> <thead> <tr> <th colspan="4">Dual Output Models</th> </tr> <tr> <th>Vin</th> <th>Cin</th> <th>Vout</th> <th>Cout</th> </tr> </thead> <tbody> <tr> <td>24VDC</td> <td>100µF</td> <td>+5VDC</td> <td>100µF/50V</td> </tr> <tr> <td>48VDC</td> <td>100µF</td> <td>+12VDC</td> <td>100µF/50V</td> </tr> <tr> <td></td> <td></td> <td>+15VDC</td> <td>100µF/50V</td> </tr> <tr> <td></td> <td></td> <td>+24VDC</td> <td>47µF/50V</td> </tr> </tbody> </table>	Single Output Models				Vin	Cin	Vout	Cout	24VDC	100µF	3.3VDC	100µF/50V	48VDC	100µF	5VDC	100µF/50V			12VDC	100µF/50V			15VDC	100µF/50V			18VDC	100µF/50V			24VDC	47µF/50V	Dual Output Models				Vin	Cin	Vout	Cout	24VDC	100µF	+5VDC	100µF/50V	48VDC	100µF	+12VDC	100µF/50V			+15VDC	100µF/50V			+24VDC	47µF/50V																																																								
Vout	Cin	Cout1 / Cout4	Cout2 / Cout5	Cout3 / Cout6																																																																																																																																		
3.3, 5, 6VDC	100µF, 100V	100µF, 16V	10µF, 50V	0.1µF, 16V																																																																																																																																		
9, 12, 15VDC	100µF, 100V	100µF, 25V	10µF, 50V	0.1µF, 25V																																																																																																																																		
18, 24VDC	100µF, 100V	47µF, 50V	10µF, 50V	0.1µF, 50V																																																																																																																																		
Single Output Models																																																																																																																																						
Vin	Cin	Vout	Cout																																																																																																																																			
24VDC	100µF	3.3VDC	100µF/50V																																																																																																																																			
48VDC	100µF	5VDC	100µF/50V																																																																																																																																			
		12VDC	100µF/50V																																																																																																																																			
		15VDC	100µF/50V																																																																																																																																			
		18VDC	100µF/50V																																																																																																																																			
		24VDC	47µF/50V																																																																																																																																			
Dual Output Models																																																																																																																																						
Vin	Cin	Vout	Cout																																																																																																																																			
24VDC	100µF	+5VDC	100µF/50V																																																																																																																																			
48VDC	100µF	+12VDC	100µF/50V																																																																																																																																			
		+15VDC	100µF/50V																																																																																																																																			
		+24VDC	47µF/50V																																																																																																																																			
<p>Recommended EMC circuit</p>	<p>Single output models</p>  <p>Dual output models</p>  <table border="1" data-bbox="495 1543 844 1606"> <thead> <tr> <th>Component</th> <th>24Vin</th> <th>48Vin</th> </tr> </thead> <tbody> <tr> <td>C0, C3</td> <td>330µF, 50V</td> <td>330µF, 100V</td> </tr> <tr> <td>C1, C2</td> <td>4.7µF, 50V</td> <td>4.7µF, 100V</td> </tr> <tr> <td>LDM</td> <td>10µH, 4A</td> <td>10µH, 2A</td> </tr> <tr> <td>Cout1-6</td> <td colspan="2">Refer to Cout in Typical Application Circuit</td> </tr> </tbody> </table> <p>The choice of fuse should be based on application requirements. Input component specifications apply to both single-output and dual-output models.</p>	Component	24Vin	48Vin	C0, C3	330µF, 50V	330µF, 100V	C1, C2	4.7µF, 50V	4.7µF, 100V	LDM	10µH, 4A	10µH, 2A	Cout1-6	Refer to Cout in Typical Application Circuit		<p>For EMS test</p>  <table border="1" data-bbox="1161 1438 1364 1501"> <thead> <tr> <th></th> <th>24Vin</th> <th>48Vin</th> </tr> </thead> <tbody> <tr> <td>C1, C4</td> <td>330µF/50V</td> <td>330µF/100V</td> </tr> <tr> <td>C2, C3</td> <td>4.7µF/50V</td> <td>4.7µF/100V</td> </tr> <tr> <td>Cout</td> <td colspan="2">Refer to typical application circuit</td> </tr> <tr> <td>LDM1</td> <td>2.2µH/4A</td> <td>2.2µH/2A</td> </tr> </tbody> </table>		24Vin	48Vin	C1, C4	330µF/50V	330µF/100V	C2, C3	4.7µF/50V	4.7µF/100V	Cout	Refer to typical application circuit		LDM1	2.2µH/4A	2.2µH/2A																																																																																																						
Component	24Vin	48Vin																																																																																																																																				
C0, C3	330µF, 50V	330µF, 100V																																																																																																																																				
C1, C2	4.7µF, 50V	4.7µF, 100V																																																																																																																																				
LDM	10µH, 4A	10µH, 2A																																																																																																																																				
Cout1-6	Refer to Cout in Typical Application Circuit																																																																																																																																					
	24Vin	48Vin																																																																																																																																				
C1, C4	330µF/50V	330µF/100V																																																																																																																																				
C2, C3	4.7µF/50V	4.7µF/100V																																																																																																																																				
Cout	Refer to typical application circuit																																																																																																																																					
LDM1	2.2µH/4A	2.2µH/2A																																																																																																																																				
<p>Trimming 5Vout</p>	<table border="1" data-bbox="349 1659 941 1774"> <thead> <tr> <th>Trim down %</th> <th>1</th> <th>2</th> <th>3</th> <th>4</th> <th>5</th> <th>6</th> <th>7</th> <th>8</th> <th>9</th> <th>10</th> </tr> </thead> <tbody> <tr> <td>Vout (VDC)</td> <td>4.950</td> <td>4.900</td> <td>4.850</td> <td>4.800</td> <td>4.750</td> <td>4.700</td> <td>4.650</td> <td>4.600</td> <td>4.550</td> <td>4.500</td> </tr> <tr> <td>Rt down (KΩ)</td> <td>39.966</td> <td>22.440</td> <td>13.270</td> <td>7.631</td> <td>3.813</td> <td>1.056</td> <td>--</td> <td>--</td> <td>--</td> <td>--</td> </tr> <tr> <td>Trim up %</td> <td>1</td> <td>2</td> <td>3</td> <td>4</td> <td>5</td> <td>6</td> <td>7</td> <td>8</td> <td>9</td> <td>10</td> </tr> <tr> <td>Vout (VDC)</td> <td>5.050</td> <td>5.100</td> <td>5.150</td> <td>5.200</td> <td>5.250</td> <td>5.300</td> <td>5.350</td> <td>5.400</td> <td>5.450</td> <td>5.500</td> </tr> <tr> <td>Rt up (KΩ)</td> <td>--</td> <td>135.361</td> <td>52.843</td> <td>29.152</td> <td>17.912</td> <td>11.350</td> <td>7.048</td> <td>4.011</td> <td>1.752</td> <td>0.006</td> </tr> </tbody> </table>	Trim down %	1	2	3	4	5	6	7	8	9	10	Vout (VDC)	4.950	4.900	4.850	4.800	4.750	4.700	4.650	4.600	4.550	4.500	Rt down (KΩ)	39.966	22.440	13.270	7.631	3.813	1.056	--	--	--	--	Trim up %	1	2	3	4	5	6	7	8	9	10	Vout (VDC)	5.050	5.100	5.150	5.200	5.250	5.300	5.350	5.400	5.450	5.500	Rt up (KΩ)	--	135.361	52.843	29.152	17.912	11.350	7.048	4.011	1.752	0.006	<p>5V Output</p> <table border="1" data-bbox="974 1659 1575 1774"> <thead> <tr> <th>Trim down %</th> <th>1</th> <th>2</th> <th>3</th> <th>4</th> <th>5</th> <th>6</th> <th>7</th> <th>8</th> <th>9</th> <th>10</th> </tr> </thead> <tbody> <tr> <td>Vout (VDC)</td> <td>4.950</td> <td>4.900</td> <td>4.850</td> <td>4.800</td> <td>4.750</td> <td>4.700</td> <td>4.680</td> <td>4.600</td> <td>4.550</td> <td>4.500</td> </tr> <tr> <td>Rt down (KΩ)</td> <td>36.242</td> <td>18.716</td> <td>9.546</td> <td>3.907</td> <td>0.089</td> <td>--</td> <td>--</td> <td>--</td> <td>--</td> <td>--</td> </tr> <tr> <td>Trim up %</td> <td>1</td> <td>2</td> <td>3</td> <td>4</td> <td>5</td> <td>6</td> <td>7</td> <td>8</td> <td>9</td> <td>10</td> </tr> <tr> <td>Vout (VDC)</td> <td>5.060</td> <td>5.100</td> <td>5.150</td> <td>5.200</td> <td>5.250</td> <td>5.300</td> <td>5.350</td> <td>5.400</td> <td>5.450</td> <td>5.500</td> </tr> <tr> <td>Rt up (KΩ)</td> <td>21957.654</td> <td>131.637</td> <td>49.119</td> <td>25.428</td> <td>14.188</td> <td>7.626</td> <td>3.324</td> <td>0.287</td> <td>--</td> <td>--</td> </tr> </tbody> </table>	Trim down %	1	2	3	4	5	6	7	8	9	10	Vout (VDC)	4.950	4.900	4.850	4.800	4.750	4.700	4.680	4.600	4.550	4.500	Rt down (KΩ)	36.242	18.716	9.546	3.907	0.089	--	--	--	--	--	Trim up %	1	2	3	4	5	6	7	8	9	10	Vout (VDC)	5.060	5.100	5.150	5.200	5.250	5.300	5.350	5.400	5.450	5.500	Rt up (KΩ)	21957.654	131.637	49.119	25.428	14.188	7.626	3.324	0.287	--	--
Trim down %	1	2	3	4	5	6	7	8	9	10																																																																																																																												
Vout (VDC)	4.950	4.900	4.850	4.800	4.750	4.700	4.650	4.600	4.550	4.500																																																																																																																												
Rt down (KΩ)	39.966	22.440	13.270	7.631	3.813	1.056	--	--	--	--																																																																																																																												
Trim up %	1	2	3	4	5	6	7	8	9	10																																																																																																																												
Vout (VDC)	5.050	5.100	5.150	5.200	5.250	5.300	5.350	5.400	5.450	5.500																																																																																																																												
Rt up (KΩ)	--	135.361	52.843	29.152	17.912	11.350	7.048	4.011	1.752	0.006																																																																																																																												
Trim down %	1	2	3	4	5	6	7	8	9	10																																																																																																																												
Vout (VDC)	4.950	4.900	4.850	4.800	4.750	4.700	4.680	4.600	4.550	4.500																																																																																																																												
Rt down (KΩ)	36.242	18.716	9.546	3.907	0.089	--	--	--	--	--																																																																																																																												
Trim up %	1	2	3	4	5	6	7	8	9	10																																																																																																																												
Vout (VDC)	5.060	5.100	5.150	5.200	5.250	5.300	5.350	5.400	5.450	5.500																																																																																																																												
Rt up (KΩ)	21957.654	131.637	49.119	25.428	14.188	7.626	3.324	0.287	--	--																																																																																																																												
<p>Trimming 12Vout</p>	<table border="1" data-bbox="349 1785 941 1900"> <thead> <tr> <th>Trim down %</th> <th>1</th> <th>2</th> <th>3</th> <th>4</th> <th>5</th> <th>6</th> <th>7</th> <th>8</th> <th>9</th> <th>10</th> </tr> </thead> <tbody> <tr> <td>Vout (VDC)</td> <td>11.880</td> <td>11.760</td> <td>11.640</td> <td>11.520</td> <td>11.400</td> <td>11.280</td> <td>11.160</td> <td>11.040</td> <td>10.920</td> <td>10.800</td> </tr> <tr> <td>Rt down (KΩ)</td> <td>525.855</td> <td>272.916</td> <td>179.060</td> <td>130.111</td> <td>100.061</td> <td>79.736</td> <td>65.073</td> <td>53.995</td> <td>45.330</td> <td>38.368</td> </tr> <tr> <td>Trim up %</td> <td>1</td> <td>2</td> <td>3</td> <td>4</td> <td>5</td> <td>6</td> <td>7</td> <td>8</td> <td>9</td> <td>10</td> </tr> <tr> <td>Vout (VDC)</td> <td>12.120</td> <td>12.240</td> <td>12.360</td> <td>12.480</td> <td>12.600</td> <td>12.720</td> <td>12.840</td> <td>12.960</td> <td>13.080</td> <td>13.200</td> </tr> <tr> <td>Rt up (KΩ)</td> <td>190.983</td> <td>76.518</td> <td>43.233</td> <td>27.375</td> <td>18.096</td> <td>12.007</td> <td>7.703</td> <td>4.500</td> <td>2.023</td> <td>0.050</td> </tr> </tbody> </table>	Trim down %	1	2	3	4	5	6	7	8	9	10	Vout (VDC)	11.880	11.760	11.640	11.520	11.400	11.280	11.160	11.040	10.920	10.800	Rt down (KΩ)	525.855	272.916	179.060	130.111	100.061	79.736	65.073	53.995	45.330	38.368	Trim up %	1	2	3	4	5	6	7	8	9	10	Vout (VDC)	12.120	12.240	12.360	12.480	12.600	12.720	12.840	12.960	13.080	13.200	Rt up (KΩ)	190.983	76.518	43.233	27.375	18.096	12.007	7.703	4.500	2.023	0.050	<p>12V Output</p> <table border="1" data-bbox="974 1785 1575 1900"> <thead> <tr> <th>Trim down %</th> <th>1</th> <th>2</th> <th>3</th> <th>4</th> <th>5</th> <th>6</th> <th>7</th> <th>8</th> <th>9</th> <th>10</th> </tr> </thead> <tbody> <tr> <td>Vout (VDC)</td> <td>11.880</td> <td>11.760</td> <td>11.640</td> <td>11.520</td> <td>11.400</td> <td>11.280</td> <td>11.160</td> <td>11.040</td> <td>10.920</td> <td>10.800</td> </tr> <tr> <td>Rt down (KΩ)</td> <td>522.185</td> <td>269.246</td> <td>175.390</td> <td>126.441</td> <td>96.391</td> <td>76.066</td> <td>61.403</td> <td>50.325</td> <td>41.660</td> <td>34.698</td> </tr> <tr> <td>Trim up %</td> <td>1</td> <td>2</td> <td>3</td> <td>4</td> <td>5</td> <td>6</td> <td>7</td> <td>8 <td>9</td> <td>10</td> </td></tr> <tr> <td>Vout (VDC)</td> <td>12.120</td> <td>12.240</td> <td>12.360</td> <td>12.480</td> <td>12.600</td> <td>12.720</td> <td>12.840</td> <td>12.960</td> <td>13.080</td> <td>13.200</td> </tr> <tr> <td>Rt up (KΩ)</td> <td>187.313</td> <td>72.848</td> <td>39.563</td> <td>23.705</td> <td>14.426</td> <td>8.337</td> <td>4.033</td> <td>0.830</td> <td>--</td> <td>--</td> </tr> </tbody> </table>	Trim down %	1	2	3	4	5	6	7	8	9	10	Vout (VDC)	11.880	11.760	11.640	11.520	11.400	11.280	11.160	11.040	10.920	10.800	Rt down (KΩ)	522.185	269.246	175.390	126.441	96.391	76.066	61.403	50.325	41.660	34.698	Trim up %	1	2	3	4	5	6	7	8 <td>9</td> <td>10</td>	9	10	Vout (VDC)	12.120	12.240	12.360	12.480	12.600	12.720	12.840	12.960	13.080	13.200	Rt up (KΩ)	187.313	72.848	39.563	23.705	14.426	8.337	4.033	0.830	--	--
Trim down %	1	2	3	4	5	6	7	8	9	10																																																																																																																												
Vout (VDC)	11.880	11.760	11.640	11.520	11.400	11.280	11.160	11.040	10.920	10.800																																																																																																																												
Rt down (KΩ)	525.855	272.916	179.060	130.111	100.061	79.736	65.073	53.995	45.330	38.368																																																																																																																												
Trim up %	1	2	3	4	5	6	7	8	9	10																																																																																																																												
Vout (VDC)	12.120	12.240	12.360	12.480	12.600	12.720	12.840	12.960	13.080	13.200																																																																																																																												
Rt up (KΩ)	190.983	76.518	43.233	27.375	18.096	12.007	7.703	4.500	2.023	0.050																																																																																																																												
Trim down %	1	2	3	4	5	6	7	8	9	10																																																																																																																												
Vout (VDC)	11.880	11.760	11.640	11.520	11.400	11.280	11.160	11.040	10.920	10.800																																																																																																																												
Rt down (KΩ)	522.185	269.246	175.390	126.441	96.391	76.066	61.403	50.325	41.660	34.698																																																																																																																												
Trim up %	1	2	3	4	5	6	7	8 <td>9</td> <td>10</td>	9	10																																																																																																																												
Vout (VDC)	12.120	12.240	12.360	12.480	12.600	12.720	12.840	12.960	13.080	13.200																																																																																																																												
Rt up (KΩ)	187.313	72.848	39.563	23.705	14.426	8.337	4.033	0.830	--	--																																																																																																																												